



THE FUTURE OF ADVANCE LIGHTING





INDEX

ONETIX VENTURES Private Limited, being one of the major players in the lighting industry, introduces complete range of LED lights and fittings under its brand ONETIX. While catering to the requirement for illumination of the premium segment, the company wants to touch the life of every citizen of the country. Thus, it offers the complete range of LED solution to the residential, commercial as well as industrial entities.

ONETIX VENTURES Private Limited has its own manufacturing set-up with a team of highly qualified engineers, world class infrastructure and specialized equipment's. All products manufactured at our plant pass through stringent quality check process.

ONETIX VENTURES Private Limited, one of the fastest growing companies of India that ultimately enhances quality of life through its contribution towards society. The Group never believed in mindless expansion of business only for the sake of business. Rather, the Group's expertise in product development, manufacturing capability and marketing skills - all added up to the launch of LEDs, which bear the Group's commitment to excellence. With cost-saving, energy -efficient and eco-friendly range of LED lights and fittings, in their journey to light up the future, ONETIX LED is committed towards customer satisfaction.

Applications of LED Lightings

- ◆ Street and Outdoor Lighting ◆ Retail Display Lighting ◆ Parking Structure Lighting
- ◆ Corporate Campus Lighting ◆ Industrial and Warehouse Lighting
- ◆ Recreation and Public Venue Lighting ◆ Residential Lighting ◆ Municipal Lighting

DISCOVER
THE COMPLETE
RANGE OF
400+
ONETIX LED
LIGHTS



01

COMMERCIAL LIGHTING

3-24

LED Panel Light (Recess)	3-6
LED Panel Light (Surface)	7-10
LED Down Light	11-14
LED Flat Panel Light	15
LED Surface COB & Linear Spot Light	16
LED Track Light	17-18
LED Bulb	19-20
LED Tube Light	21-24

02

INDUSTRIAL LIGHTING

25-31

LED INDUSTRIAL LIGHT	25-28
LED OUTDOOR WALL AND GARDEN LIGHT	28-29
LED OUTDOOR LIGHT	30-31

Highlights

- ▶ Die-cast Aluminium Body
- ▶ Ultra Sleek Design
- ▶ Super Elegant
- ▶ High Lumen Efficiency



CRYSTAL

Model No: KRRLP and KRSLP
Watt Range: 3W, 6W, 9W, 12W, 15W, 18W, 24W
Efficacy: 90 lumens / watt
Power Factor: > 0.9
Input Voltage: AC 85V - 265V, 50 Hz
CRI: > 80
CCT: 3000K, 4500K, 6500K
Beam Angle: 120°
Lifetime: 30000 hours
LED Type: SMD
Surface Finish: Matt White
Warranty: 2 Years

CHRYSLIS

Model No: KDRRLP and KDRSLP
Watt Range: 5W, 8W, 15W
Efficacy: 90 lumens / watt
Power Factor: > 0.9
Input Voltage: AC 85V - 265V, 50 Hz
CRI: > 80
CCT: 6500K
Side Colour: Blue, Green, Pink
Beam Angle: 120°
Lifetime: 30000 hours
LED Type: SMD
Surface Finish: Matt White
Warranty: 2 Years



Easy Installation



High Lumen Output



Eco-friendly



BIS Approved



CRYSTAL

Model No: KRRLP and KRSLP
Watt Range: 6W, 12W
Efficacy: 90 lumens / watt
Power Factor: > 0.9
Input Voltage: AC 85V - 265V, 50 Hz
CRI: > 80
CCT: 3000K + 4500K + 6500K
Beam Angle: 120°
Lifetime: 30000 hours
LED Type: SMD
Surface Finish: Matt White
Warranty: 2 Years



Highlights

- ▶ Die-cast Aluminium Body
- ▶ Edge-lit
- ▶ Uniform Light



Easy Installation



High Lumen Output



Eco-friendly



BIS Approved

CRESTA

Model No: KPRLP and KPSLP
Watt Range: 3W, 6W, 9W, 12W, 15W
Efficacy: 100 lumens / watt
Power Factor: > 0.9
Input Voltage: AC 85V - 265V, 50 Hz
CRI: > 80
Colour: CD, WW, Red, Green, Pink, Blue
Beam Angle: 120°
Lifetime: 30000 hours
LED Type: SMD
Surface Finish: Matt White
Warranty: 2 Years



FLEXO

Model No: KFRRLP and KFRSLP
Watt Range: 12W, 18W, 24W
Efficacy: 90 lumens / watt
Power Factor: > 0.9
Input Voltage: AC 85V - 265V, 50 Hz
CRI: > 80
CCT: 6500K
Beam Angle: 120°
Lifetime: 30000 hours
LED Type: SMD
Surface Finish: Matt White
Warranty: 2 Years





SVELTE

Model No: KUFS
Watt Range: 6W, 9W, 12W, 18W
Efficacy: 90 lumens / watt
Power Factor: > 0.9
Input Voltage: AC 85V - 265V, 50 Hz
CRI: > 80
CCT: 3000K, 6500K
Beam Angle: 120°
Lifetime: 30000 hours
LED Type: SMD
Surface Finish: Matt White
Warranty: 1 Year

MACILENT

Model No: KSRLP and KSSLP
Watt Range: 8W, 15W, 22W
Efficacy: 90 lumens / watt
Power Factor: > 0.9
Input Voltage: AC 85V - 265V, 50 Hz
CRI: > 80
CCT: 3000K, 4500K, 6000K
Beam Angle: 120°
Lifetime: 30000 hours
LED Type: SMD
Surface Finish: Matt White
Warranty: 2 Years



Highlights

- ▶ Low Power Consumption
- ▶ Ultra Sleek Design
- ▶ Super Elegant




Easy Installation



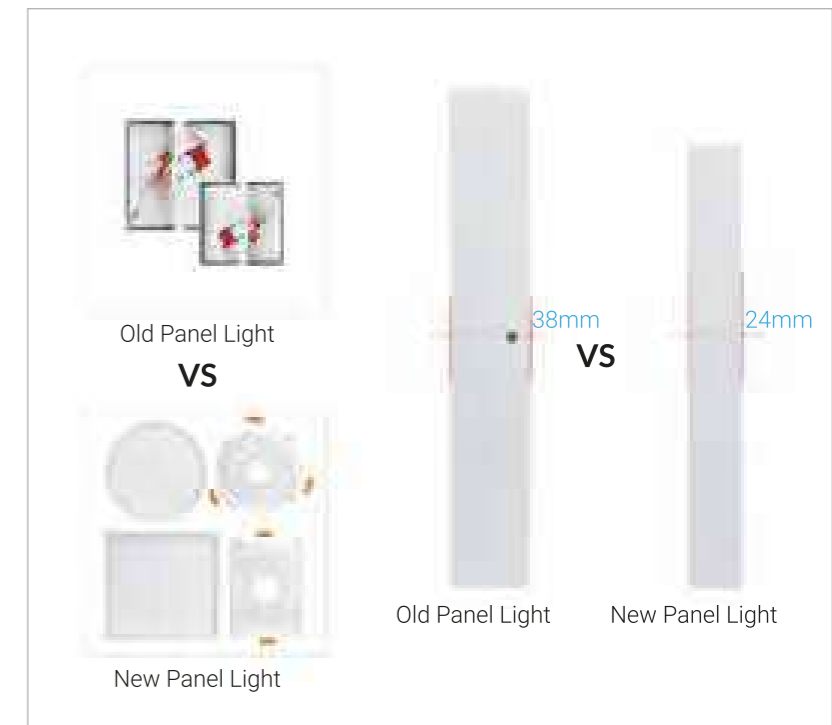
High Lumen Output



Eco-friendly



BIS Approved





ALLURE

Model No: KDSRLP
Watt Range: 5W, 8W, 15W
Efficacy: 90 lumens / watt
Power Factor: > 0.9
Input Voltage: AC 85V - 265V, 50 Hz
CRI: > 80
CCT: 6500K
Side Colour: Blue, Green, Pink
Beam Angle: 120°
Lifetime: 30000 hours
LED Type: SMD
Surface Finish: Matt White
Warranty: 2 Years



Available Colour :



TWIRL

Model No: KDMSL
Watt Range: 8W, 12W, 18W
Efficacy: 100 lumens / watt
Power Factor: > 0.9
Input Voltage: AC 85V - 265V, 50 Hz
CRI: > 80
Colour: CD, NW, WW
Beam Angle: 140°
Lifetime: 30000 hours
LED Type: SMD
Surface Finish: Matt White
Warranty: 2 Year

Available Colour :



STRIKO

Model No: KDMSL
Watt Range: 3W
Efficacy: 90 lumens / watt
Power Factor: > 0.9
Input Voltage: AC 85V - 265V, 50 Hz
CRI: > 80
CCT: 6500K
Colour: CD, WW, Red, Blue, Green, Pink
Beam Angle: 120°
Lifetime: 30000 hours
LED Type: SMD
Surface Finish: Matt White
Warranty: 1 Year



Highlights

- ▶ Variety of Colours
- ▶ Ultra Sleek Design
- ▶ Super Elegant



Easy Installation



High Lumen Output



Eco-friendly



BIS Approved

MOONLIGHT

Model No: KDMSL
Watt Range: 9W
Lumens: 90 lumens / watt
Power Factor: > 0.9
Input Voltage: AC 85V - 265V, 50 Hz
CRI: > 70
Colour: CD, WW, Red, Blue, Green, Pink
Beam Angle: 140°
Lifetime: 30000 hours
LED Type: SMD (Edison)
Surface Finish: Matt White and Glass
Warranty: 1 Year



LED PANEL LIGHT (SURFACE)



PRIVY

Model No: KSMLD
Watt Range: 7W
Efficacy: 100 lumens / watt
Power Factor: > 0.9
Input Voltage: AC 90V - 260V, 50 Hz
CRI: > 80
Colours: CD, NW, WW, Red, Blue, Green, Pink
Beam Angle: 120°
Lifetime: 30000 hours
LED Type: SMD
Material: Plastic (PVT)
Surface Finish: Matt White
Warranty: 2 Years



Available Colour :



ZENITH

Model No: KZDL
Watt Range: 3W, 6W, 9W, 12W, 18W
Efficacy: 100 lumens / watt
Power Factor: > 0.9
Input Voltage: AC 90V - 260V, 50 Hz
CRI: > 80
CCT: 3000K and 6500K
Beam Angle: 120°
Lifetime: 30000 hours
LED Type: SMD
Material: Aluminium
Surface Finish: Matt White
Warranty: 1 Year

MERIDIAN

Model No: KSMLD
Watt Range: 3W, 5W, 7W, 12W, 18W, 24W
Efficacy: 100 lumens / watt
Power Factor: > 0.9
Input Voltage: AC 90V - 260V, 50 Hz
CRI: > 80
Colours: CD, WW, NW, Red, Blue, Green, Pink
Beam Angle: 120°
Lifetime: 30000 hours
LED Type: SMD
Material: Plastic (PVT)
Surface Finish: Matt White
Warranty: 1 Year



RADIANT

Model No: KDRDL
Watt Range: 9W
Efficacy: 90 lumens / watt
Power Factor: > 0.9
Input Voltage: AC 90V - 260V, 50 Hz
CRI: > 80
CCT: 6500K
Side Colours: CD, Red, Blue, Green, Pink, Purple
Beam Angle: 240°
Lifetime: 30000 hours
LED Type: SMD
Material: Plastic (PVT)
Surface Finish: Matt White
Warranty: 1 Year

Available Colour :

Highlights

- ▶ Low Power Consumption
- ▶ Ultra Sleek Design
- ▶ Super Elegant




Easy Installation



High Lumen Output



Eco-friendly



BIS Approved



Highlights

- ▶ Mirror Reflector
- ▶ Ultra Sleek Design
- ▶ Super Elegant



Easy Installation



High Lumen Output



No UV Radiation



BIS Approved



DIVINE

Model No: KPSL
Watt Range: 6W, 12W
Efficacy: 90 lumens / watt
Power Factor: > 0.9
Input Voltage: AC 90V - 260V, 50 Hz
CRI: > 80
Colours: ○ ○ ●
Beam Angle: 45°
Lifetime: 30000 hours
LED Type: SMD
Material: Plastic (PVT)
Surface Finish: Matt White
Warranty: 2 Years



FLORA

Model No: KCRLD
Watt Range: 5W, 10W, 15W, 20W, 30W
Efficacy: 90 lumens / watt
Power Factor: > 0.9
Input Voltage: AC 85V - 265V, 50 Hz
CRI: > 80
CCT: 3000K, 4500K, 6500K
Beam Angle: 45°
Lifetime: 30000 hours
LED Type: COB
Material: Aluminium Die-cast
Surface Finish: Matt White
Warranty: 2 Years



FLARE

Model No: KDCLD
Watt Range: 2W, 3W
Efficacy: 90 lumens / watt
Power Factor: > 0.9
Input Voltage: AC 90V - 260V, 50 Hz
CRI: > 80
Colours: ○ ○ ● ● ● ● ● ● ● ●
Beam Angle: 45°
Lifetime: 30000 hours
LED Type: SMD
Material: Plastic (PVT)
Surface Finish: Matt White
Warranty: 2 Years


VERDURE

Model No: KDCLD
Watt Range: 5W, 10W, 15W, 20W, 30W
Efficacy: 90 lumens / watt
Power Factor: > 0.9
Input Voltage: AC 85V - 265V, 50 Hz
CRI: > 80
CCT: 3000K, 4500K, 6500K
Beam Angle: 30°, 45°
Lifetime: 30000 hours
LED Type: COB
Material: Aluminium Die-cast
Surface Finish: Matt
Warranty: 2 Years





LED FLAT PANEL LIGHT



Highlights

- ▶ Surface Type Also Available
- ▶ Die-cast Panel Light
- ▶ Ultra Sleek Design
- ▶ Super Elegant



Easy Installation



High Lumen Output



Eco-friendly



BIS Approved

GRACILE

Model No: KFLLP
Watt Range: 40W
Efficacy: 90 lumens / watt
Power Factor: > 0.9
Input Voltage: AC 85V - 265V, 50 Hz
CRI: > 80
CCT: 6500K
Beam Angle: 120°
Lifetime: 30000 hours
LED Type: SMD
Surface Finish: White
Material: Aluminium Alloy
Size: 600mm x 600mm
Warranty: 2 Years



SURFACE COB LIGHT



EURYA

Model No: KSCL
Watt Range: 7W, 12W
Efficacy: 90 lumens / watt
Input Voltage: AC 85V - 265V, 50 Hz
CRI: > 80
CCT: 6500K, 4500K, 3000K
Beam Angle: 30°
Lifetime: 30000 hours
LED Type: COB
Surface Finish: Black
Material: Aluminium Alloy
Size: 74mm x 100 (H)mm
Warranty: 2 Years

BLOSSOM

Model No: KLNL
Watt Range: 6W, 10W
Efficacy: 90 lumens / watt
Power Factor: > 0.9
Input Voltage: AC 85V - 265V, 50 Hz
CRI: > 80
CCT: 6500K, 4500K, 3000K
Beam Angle: 30°
Lifetime: 30000 hours
LED Type: COB
Surface Finish: Black
Material: Aluminium Alloy
Size: 147mm x 44mm
Warranty: 2 Years



LED LINEAR SPOT LAMP



3 STEPS DIMMING

Steps 1
400 lumens
in DC mode
Upto 4hr Backup

Steps 2
200 lumens
in DC mode
Upto 7hr Backup

Steps 3
100 lumens
in DC mode
Upto 10hr Backup

5 seconds switch cycle for dimming mode



Easy Installation



High Lumen Output



Eco-friendly

Highlights

- ▶ Good Power Backup
- ▶ Wide Operating Voltage
- ▶ No UV Radiation



TWAIN

Model No: KLLF
Watt Range: 10W
Efficacy: 100 lumens / watt
Power Factor: > 0.9
Input Voltage: AC 90V - 260V, 50 Hz
CRI: > 80
CCT: 6500K
Beam Angle : 120°
Base: B22 & E27
Operating Temperature: -20°C to +50° C
Charging Time: 6-8 hours
Emergency Back Up: Upto 4 hours
Material: Polycarbonate
Warranty: 1 Year



TWIX

Model No: KLTB
Watt Range: 10W
Efficacy: 105.57 lumens / watt
Power Factor: > 0.9
Input Voltage: AC 100V - 260V, 50 Hz
CRI: > 80
CCT: 3000K, 4500K, 6500K
Beam Angle : 120°
Lifetime: 30000 hours
Base: B22
Operating Temperature: -20°C to +50°C
Material: Polycarbonate
Warranty: 1 Year

ONETIX®

The degree of visibility, as usual, was the only selection criterion for the traditional fluorescent tube lights for so long. However, 50 years of domination of these lights is ultimately being challenged by the KWW LED Tube Lights. These are not just replacements for the traditional fluorescent tube lights but these create truly spiritual ambience that adds to the satisfaction of the consumers.



EMERALD

Model No	KWW-T8-GL	KWW-T8-AL
Watt Range	18W	22W
Efficacy	80 lumens / watt	100 lumens / watt
Power Factor	> 0.9	> 0.9
Input Voltage	AC 100V - 240V, 50 Hz	AC 100V - 240V, 50 Hz
CRI	> 80	>80
CCT	3000K	3000K, 6500K
Beam Angle	280°	170°
Lifetime	30000 hours	30000 hours
Material	Glass	Aluminium
Size	1200mm	1200mm
Warranty	1 Year	1 Year

EMERALD

Model No: KWW-T8
Watt Range: 20W, 40W
Efficacy: 100 lumens / watt
Power Factor: > 0.9
Input Voltage: AC 100V - 260V, 50 Hz
CRI: > 80
CCT: 3000K, 6500K
Beam Angle: 120°
Lifetime: 30000 hours
Material: Aluminium
Size: 600mm, 1200mm
Warranty: 1 Year

Highlights

- ▶ High Power Factor
- ▶ Ultra Sleek Design
- ▶ Super Elegant



Low Power Consumption



Wide Operating Voltage



Heavy Duty Tube



Highlights

- ▶ Variety of Colours
- ▶ Ultra Sleek Design
- ▶ Super Elegant



BIS
Approved



Wide
Operating
Voltage



Heavy
Duty Tube




TWAIN

Model No: KLEB-T5
Watt Range: 10W
Efficacy: 100 lumens / watt
Power Factor: > 0.9
Input Voltage: AC 100V - 240V, 50 Hz
CRI: > 80
CCT: 3000K, 6500K
Beam Angle: 280°
Lifetime: 30000 hours
Material: Polycarbonate
Warranty: 1 Year

EMERALD

Model No: KWW-T5
Watt Range: 6W, 10W, 16W, 20W, 24W
Efficacy: 100 lumens / watt
Power Factor: > 0.9
Input Voltage: AC 100V - 260V, 50 Hz
CRI: > 80
Colours: CD, WW, Red, Green, Blue
Beam Angle: 120°
Lifetime: 30000 hours
Material: Polycarbonate
Warranty: 1 Year



BLOOM

Model No: KWW-PLL
Watt Range: 18W
Efficacy: 100 lumens / watt
Power Factor: > 0.9
Input Voltage: AC 100V - 240V, 50 Hz
CRI: > 80
CCT: 3000K, 6500K
Beam Angle: 280°
Lifetime: 30000 hours
Material: Aluminium, Polycarbonate
Size: 400MM
Warranty: 1 Year



ONETIX®

Gone are those days when the whims of nature controlled the illumination of flood lights. Fragile filaments and bulbs used to break frequently keeping vast areas in the dark. KWW LED has brought the ultimate solid state technology that replaced all fragile components and made the industrial lights truly robust which can withstand extreme weather and many other abnormalities, at ease. With huge savings in energy, KWW LED Industrial Lights are virtually maintenance free and ensure brightest light required to improve productivity and safety.


CRIMSON

Model No: KLF
Watt Range: 10W, 20W, 30W, 50W, 100W, 150W, 200W, 300W
Efficacy: 100 lumens / watt
Power Factor: > 0.9
Input Voltage: AC 85V - 265V, 50 Hz
CRI: >80
CCT: 3000K, 6500K
Beam Angle: 120°
LED Type: SMD
Material: Aluminium and Glass
IP Grade: IP-66
Operating Temperature: -20° C to +50° C
Surface Colour: White/Black
Warranty: 2 Years



CRIMSON

Model No: KLF
Watt Range: 50W, 100W
Efficacy: 90 lumens / watt
Power Factor: > 0.9
Input Voltage: AC 110V - 265V, 50 Hz
CRI: > 80
Colour : ● ●
Beam Angle: 120°
LED Type: SMD
Material: Aluminium & Glass
IP Grade: IP-66
Operating Temperature: -20° C to +50°
Surface Colour: Grey
Warranty: 2 Years



Highlights

- ▶ Die-cast Aluminium Body
- ▶ Ultra Sleek Design
- ▶ Super Elegant



Easy Installation



High Lumen Output



Eco-friendly



BIS Approved



CAMELLIA

Model No: KLBH, KLUFO
Watt Range: 50W, 100W, 150W, 200W
Efficacy: 90 lumens / watt
Power Factor: > 0.9
Input Voltage: AC 110V – 265V, 50 Hz
CRI: > 80
CCT: 6500K
Beam Angle: 60° / 120°
LED Type: COB/SMD
Material: Aluminium
IP Grade: IP-22
Operating Temperature: -20° C to +50° C
Warranty: 2 Years




Highlights

- ▶ Die-cast Aluminium Body
- ▶ Ultra Sleek Design
- ▶ Super Elegant



CAMBRIDGE

Model No: KLLS
Watt Range: 12W, 24W, 36W, 50W, 80W 100W, 150W
Efficacy: 100 lumens / watt
Power Factor: > 0.9
Input Voltage: AC 110V - 265V, 50 Hz
CRI: > 80
CCT: 3000K and 6500K
Beam Angle: 120°
LED Type: SMD
Material: Aluminium & Glass
IP Grade: IP-65
Operating Temperature: -20° C to +50° C
Warranty: 2 Years

-  Low Power Consumption
-  Wide Operating Voltage
-  Eco-friendly
-  BIS Approved

ONETIX®

Good weather is always around the corner, so now is the time to consider what you can do in the garden and get ready for barbecues, parties and get-togethers that go on long after the sun's gone down. One of the key elements of garden design is outdoor lighting.

Cosy and essential outdoor lighting helps you to make the most of your garden, but where and what should you illuminate?

Take a look at super stylish KWW LED outdoor wall and Garden Lights which can withstand extreme weather conditions and make your outdoor areas glow at night.



KLLW18005-B



TENDRIL

Model No: KLLW, KLLG
Watt Range: 7W, 9W, 10W, 12W, 14W, 15W
Efficacy: 90 lumens / watt
Power Factor: > 0.9
Input Voltage: AC 85V-265V, 50 Hz
CRI: > 75
CCT: 3000K, 6500K
IP Grade: IP 65
Operating Temperature: -20° C to +50° C
Lifetime: 25000 hours
Material: Aluminum & Acrylic
Warranty: 1 Year



Model No.	Watt	Body Colour	CCT
KLLW-18005-B	5W	Silver, Grey, Black	3000K, 6500K
KLLW-18007-A	7W	Silver, Bronze, Black	3000K, 6500K
KLLW-18007-B	7W	Silver, Bronze, Black	3000K, 6500K
KLLW-18009-A	9W	Bronze, Black	3000K, 6500K
KLLW-18009-B	9W	Bronze, Black	3000K, 6500K
KLLW-18010	10W	Grey, Black	3000K, 6500K
KLLW-18012	12W	Black	3000K
KLLW-18014-A	14W	Silver, Bronze, Black	3000K, 6500K
KLLW-18014-B	14W	Silver, Bronze, Black	3000K, 6500K
KLLW-18014-C	14W	Silver	3000K
KLLW-18015	15W	White	6500K
KLLG-18007	7W	Grey, Black	3000K, 6500K

Highlights

- ▶ Various Designs
- ▶ Robust Housing
- ▶ Super Elegant



Easy Installation



High Lumen Output



Eco-friendly



CAMBRIDGE

Model No: KLSLS, KWPLS
Watt Range: 6W, 24W, 48W, 72W
LED / Mtr.: 60, 120, 240
Efficacy: 80 lumens / watt
Power Factor: > 0.9
Input Voltage: AC 110V - 265V, 50 Hz
Operating Temperature: -20°C to +50°C
IP Grade: IP-65, IP- 44, IP-20
Warranty: 1 Year
Colours : ● ● ● ● ● ●

KWW LED Strip Lights can create magical atmosphere. These lights can change the ambience of a place at ease. With extreme design-flexibility, bright KWW LED Strip Lights provide great lighting options to different positions as well as locations where illumination is required. Strip Lights can be used to light up even the rounded surface, where KWW LED Strip Lights can be installed with great ease. These Strip Lights are safe to use as these generate very small amount of heat and thus can be placed safely even within the reach of children.



Easy Installation



High Lumen Output



Eco-friendly

Once a fuss-free installation is complete these spike lights will stand stylishly proud helping to illuminate your courtyard, lawn or floral arrangement. Spike Lights offer two purposes; they can act as a practical solution to dark nights as well as create an ambience for special areas that you wish to highlight.

The sharp and rigid spiked base of KWW LED spike light will leave them firmly lodged in the ground. The weatherproof and non-corrosive materials also allows the lights to cope with any unwelcome showers. KWW LED spike lights are really a tough nut to crack, its longevity is not in question and it's a great contender for one of our most resistance spike lights available.



Model No: KLOS
Watt Range: 5W, 10W
Efficacy: 90 lumens / watt
Power Factor: > 0.9
Input Voltage: AC 85V-265V, 50 Hz
CRI: > 75
Colours : WW, Green, Blue
IP Grade: IP 65
Operating Temperature: -20° C to +50° C
Lifetime: 30000 hours
Material: Aluminum & Acrylic
Warranty: 1 Year

Particulars	Model No.
Spike Light	KLOS-18005
	KLOS-18010





KINETIC

Model No: KEB-TL
Watt Range: 36W
Input Voltage: AC 100V - 270V, 50/60 Hz
Operating Temperature: -20° C to +50° C
Warranty: 1 Year



BLOSSOM

Model No: KLDR
Watt Range: 3W-5W, 6W-11W, 12W-18W, 19W-24W
Power Factor: > 0.9
Input Voltage: AC 85V - 265V, 50/60 Hz
Operating Temperature: -20° C to +50° C
Warranty: 1 Year
BIS Approved

LED POWER SUPPLY

Model No: KWDR
Watt Range: 2 AMP, 5 AMP, 10 AMP
Input: AC 85V - 265V 50/60 Hz
Output: DC 12V - 5A ± 5%
Warranty: 1 Year
BIS Approved

CUT-OUT CHART

Sl. No	Product	Wattage	Model No.	Size (mm)	Cut-out (mm)
1	CRYSTAL - LED Panel Light (Recess Round and Square)	3W	KRRLP-0103/ KRSLP-0203	85	60
		6W	KRRLP-0106/ KRSLP-0206	120	100
		9W	KRRLP-0109/ KRSLP-0209	146	126
		12W	KRRLP-0112/ KRSLP-0212	175	150
		15W	KRRLP-0115/ KRSLP-0215	175	150
		18W	KRRLP-0118/ KRSLP-0218	225	205
2	CRESTA - LED Panel Light (Recess Round and Square)	24W	KRRLP-0124/ KRSLP-0224	300	280
		3W	KPRLP-4003/KPSLP-4103	82	60
		6W	KPRLP-4006/KPSLP-4106	116	105
		9W	KPRLP-4009/KPSLP-4109	116	105
3	CHRYSALIS - LED Panel Light 2 in 1 (Recess Round and Square)	12W	KPRLP-4012/KPSLP-4112	168	154
		15W	KPRLP-4015/KPSLP-4115	168	154
		5W	KDRRLP-2105/ KDRSLP-2205	100	70
4	CRYSTAL - LED Panel Light 3 in 1 (Recess Round and Square)	8W	KDRRLP-2108/ KDRSLP-2208	150	110
		15W	KDRRLP-2115/ KDRSLP-2215	202	160
5	FLEXO - LED Panel Light Adjustable (Recess Round and Square)	6W	KRRLP-2806/ KRSLP-2906	120	100
		12W	KRRLP-2812/ KRSLP-2912	175	150
		12w	KFRRLP-3412/KFRSLP-3512	120	70-100
6	LED Flat Panel Light (Square)	18w	KFRRLP-3418/KFRSLP-3518	170	50-150
		24w	KFRRLP-3424/KFRSLP-3524	225	75-200
		40W	KFLLP-0340	600 x 600	595 x 595
7	MERIDIAN - LED SMD Down Light (Junction)	7W	KSMLD-1007	85	50
		12W	KSMLD-1012	130/145	40-100/125
		18W	KSMLD-1018	220	200
		24W	KSMLD-1024	220	200
		3W	KSMLD-1003	38	46
		5W	KSMLD-1005	75	50
8	PRIVY - LED Concealed Light	7W	KPCLD-3707	110	70
9	RADIANT - LED Detachable Light	9W	KDRDL-3309	110	75
10	DIVINE - LED Spot Light	6W	KPSL-4406	94	65
		12W	KPSL-4412	138	117
11	ZENITH - LED Down Light (ECO)	3W	KZDL-2503	85	70
		6w	KZDL-2506	120	100
		9W	KZDL-2509	145	120
		12W	KZDL-2512	170	140
		18W	KZDL-2518	225	200
12	FLARE - LED Spot Light	1W	KDCLD-2001	32	25
		2W	KDCLD-2002	42	36
		3W	KDCLD-2003	49	35
13	BLOSSOM - LED Linear Spot Light	6W	KLNL-4306	92	87
		10W	KLNL-4310	147	141
14	VERDURE - LED COB Down Light (Round- Rimless)	5W	KDCLD-2005	82	77
		10W	KDCLD-2010	82	77
		15W	KDCLD-2015	110	105
		20W	KDCLD-2020	140	135
		30W	KDCLD-2030	168	163
15	FLORA - LED COB Down Light (Round)	5w	KCRLD-0605	70	55
		10W	KCRLD-0610	96	85
		15W	KCRLD-0615	140	115
		16W	KCSLD-0716	110	90
		20W	KCRLD-0620	170	145
		30W	KCRLD-0630	225	195

*1mm = 0.0393inch

Authorised Channel Partner

ONETIX VENTURES PRIVATE LIMITED

ADDRESS : JMB BUSINESS VENTURE INC
GRAM POST KARIYAN, DISTT – SAMASTIPUR, BIHAR – 848117

✉ onetixventures@gmail.com
🌐 onetix.in

Follow us:      



9001:2015



INI0673A



INI0672A



+91 72093 75321

Terms & Conditions :

- ▶ It is our continuous effort to improve the design of the product. Data provided may change without any prior information.
- ▶ Customers are requested to reconfirm the data or product dimensions before purchase from our sales team.
- ▶ Care has been taken to ensure that the information given in this brochure is correct. However, due to continuous innovations and improvements the actual product may vary from the details given herein.
- ▶ Photographs shown herein are indicative. Please check with nearest sales outlet for the actual product.
- ▶ We reserves the rights to make changes in the data / details without prior notice.
- ▶ Due to continuous effort in development of products, we reserve the right to modify/upgrade the product and/or withdraw the product without any prior notice.

